

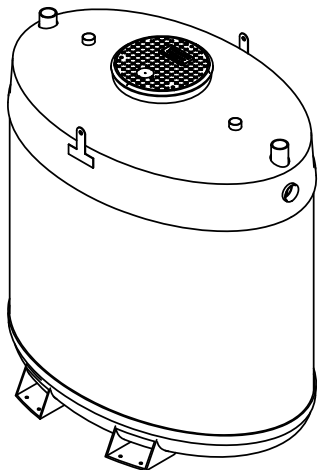
NOTES:

1. FOR GRAVITY APPLICATIONS ONLY.
2. ALL PROCEPTOR UNITS ARE MANUFACTURED WITH FIBERGLASS REINFORCED PLASTICS. PHYSICAL CHARACTERISTICS AND THICKNESS: POLYESTER RESIN AND E GLASS MINIMUM THICKNESS 1/4" WALL AND 3/8" TOP AND BOTTOM BOWLS.
3. ALL PROCEPTOR UNITS ARE TO BE INSTALLED IN ACCORDANCE WITH THE MANUFACTURERS INSTALLATION INSTRUCTION.
4. STANDARD PIPING IS SCH. 40 PVC.
5. GMC/OMC 500 - 3000 UNITS COME STANDARD WITH 4" INLET AND OUTLET (OTHER PIPE SIZE OPTIONS AVAILABLE ON REQUEST).
6. EXTENSION COLLAR TO BE ORDERED TO MEET FINISHED GRADE, CUT ON SITE FOR FINAL ADJUSTMENT AND CAULKED WITH SIKAFLEX BY CONTRACTOR FOR WATERTIGHT SEAL.
7. COVERS AVAILABLE FOR H2O TRAFFIC LOADING, PEDESTRIAN LOADING OR ABOVE GROUND INSTALLATION.
8. CONSULT GREEN TURTLE FOR OTHER SIZES.
9. 30 YEAR WARRANTY AGAINST LEAKS, AND STRUCTURAL FAILURE.
10. U.S. PATENT #5,746,912; CDN PATENT #2,195,822

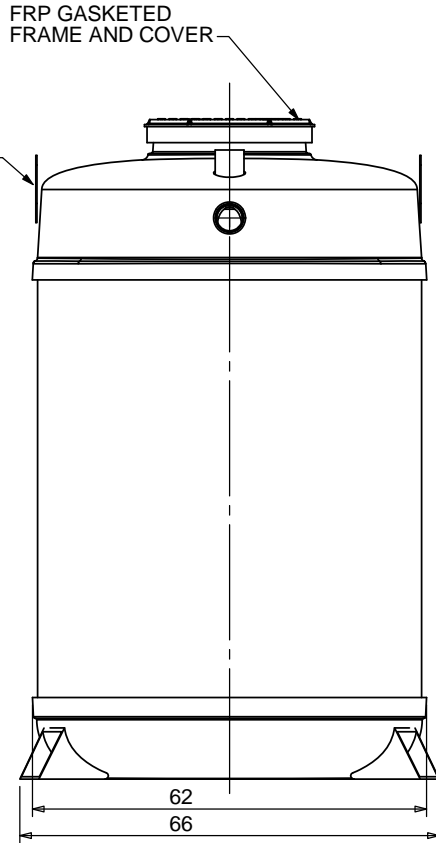
SPECIFICATIONS

PIPE SIZE: 4 INCH PVC SCH 40
 INSTALLATION: ABOVE GROUND
 ACCESSWAY SIZE: 24 INCHES

OPTIONS



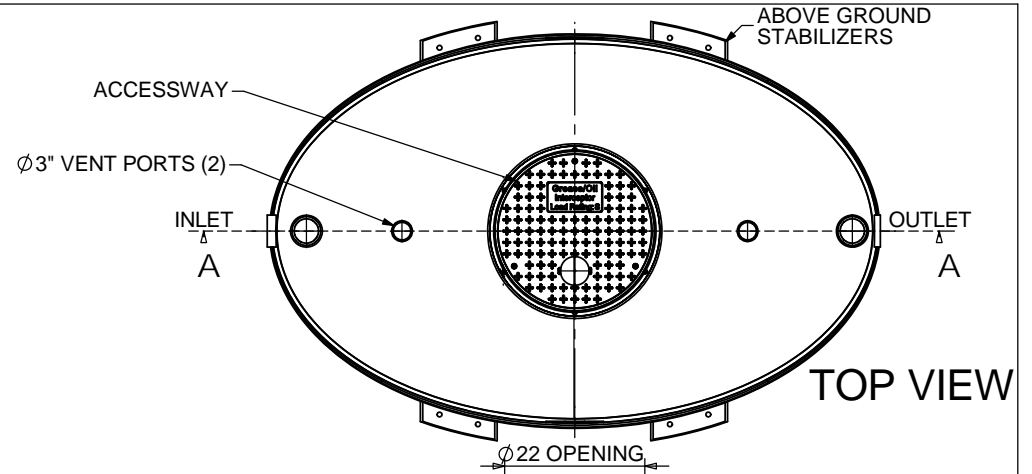
ISOMETRIC VIEW



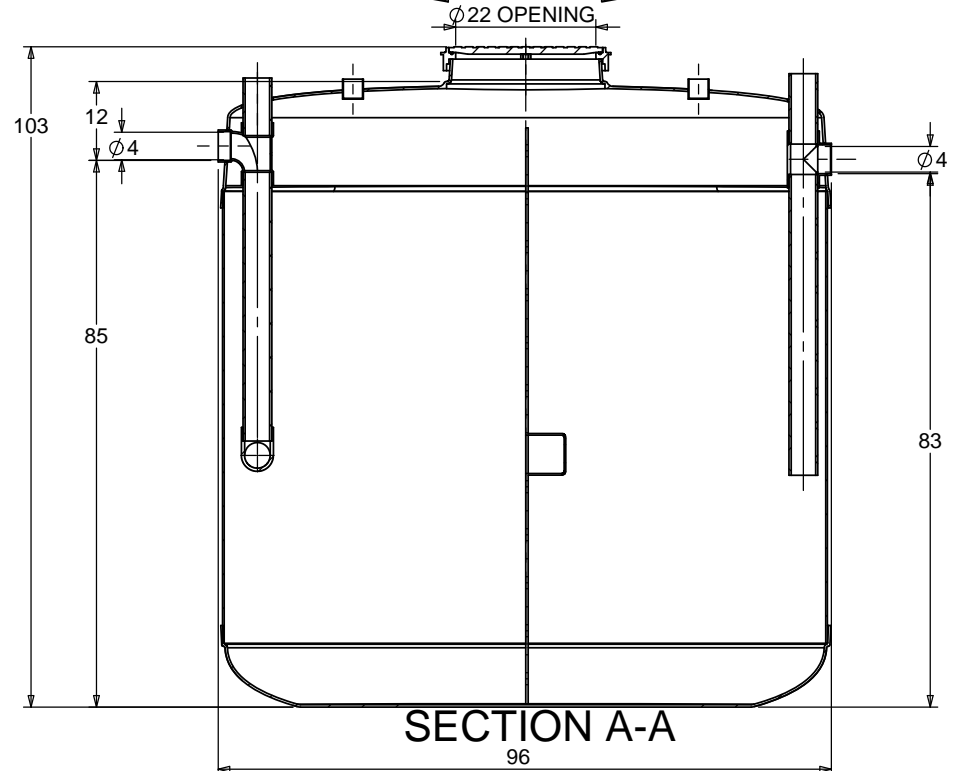
SIDE VIEW

TOTAL WET VOLUME: 1500 GAL
 MAX. OIL CAPACITY: 819 GAL
 MAX SOLIDS CAPACITY: 540 GAL

CONSULT LOCAL AUTHORITIES FOR MINIMUM SIZE OF SEPARATORS



TOP VIEW



SECTION A-A

TITLE: PROCEPTOR® OIL SEPARATOR
 OMC 1500

ALL DIMENSIONS IN INCHES

PROJECT: WO:

NOTES:

REV	DATE	DRAWN
1		
2		
3	JUNE 15, 2005	L. SIMKINS
4	JANUARY 4, 2007	L. SIMKINS
5	NOV. 11, 2009	L. SIMKINS
6	MARCH 14, 2012	L. SIMKINS
7	JUNE 24, 2016	
8	APRIL 13, 2017	
9		
10		

DRAWN BY: F CHANDLER

DRAWN DATE 9/14/04

Proceptor®



SIZE **A** DWG. NO. **OMC 1500** REV. **8**

SCALE:1:30 DO NOT SCALE DRAWING SHEET 1 OF 1