


Zurn Wilkins 500XL3 Pressure Reducing Valve

Flat-Out Best In Flow



The Zurn Wilkins 500XL3 leads in performance with the flattest flow curve on the market today. The patented venturi gives the series its edge. No other PRV handles high flow rates more efficiently for industrial lines and commercial systems.



Leading Performance:

- **Breakthrough performance** allows for value-engineered system design, optimizing flow and pressure to create substantial savings in material costs
- **Patented venturi** delivers consistent results for high flow rate and low falloff applications
- **Cost-effective repair kits** significantly reduce lifecycle costs



Drop-In Install:

- **Shortest lay length** fits within tight spaces
- **Horizontal or vertical installation options** offer complete jobsite flexibility
- **Flanged version** matches previous 500XL lay length for drop-in replacements



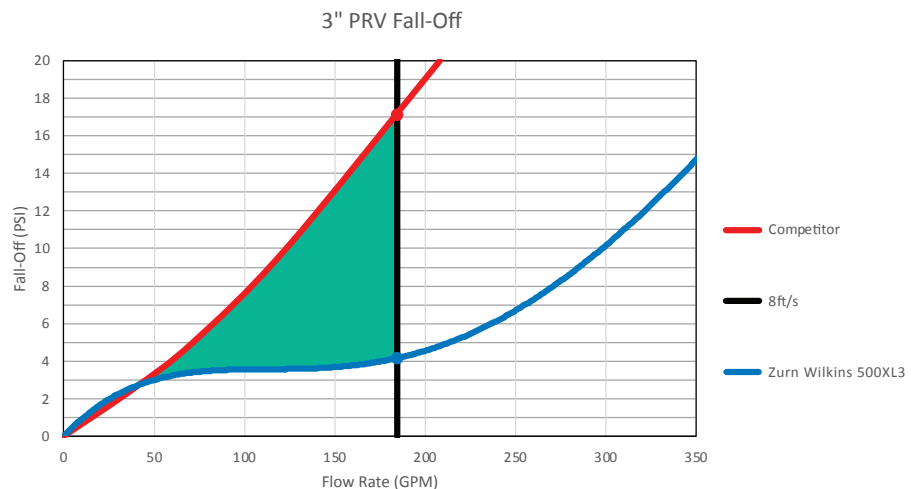
Lasting Durability:

- **Stainless steel stem and composite cartridge internals** resist corrosion to extend lifespan
- **Stainless steel fasteners** withstand heavy wear and harsh environments
- **All-bronze body and bell** provide enduring strength

Ahead of the (Flow) Curve

The Zurn Wilkins 500XL3 leads the competition in flow performance.

The 3" Zurn Wilkins 500XL3 has a 13 PSI pressure advantage when compared to the leading competitor at the typical plumbing design flow rate limit (8ft/s).

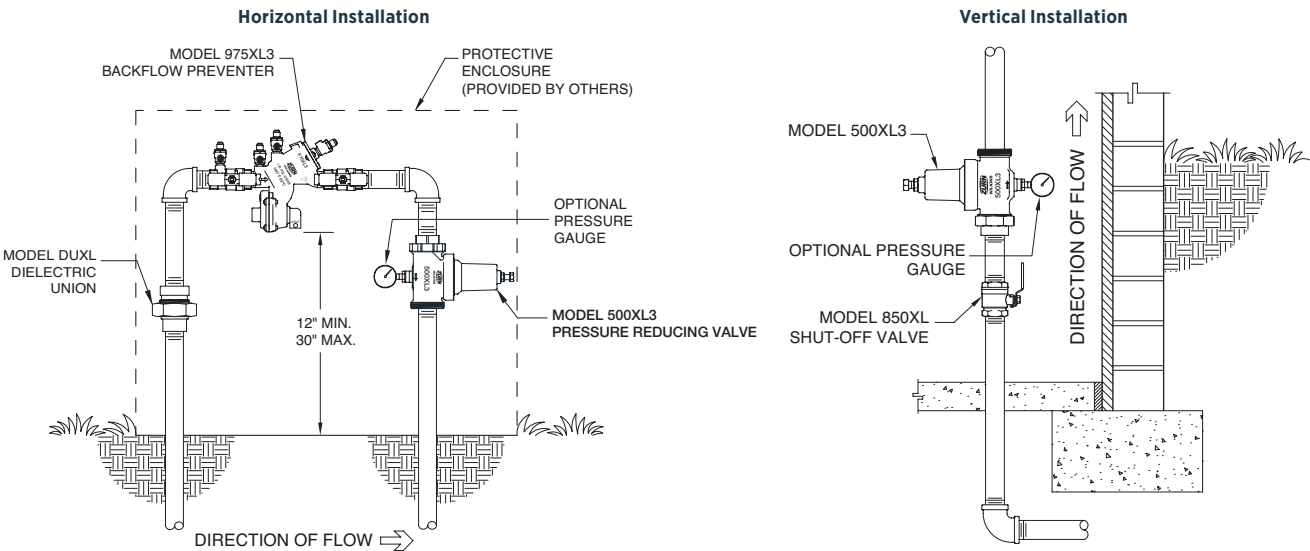


Zurn Wilkins 500XL3 Pressure Reducing Valve

Find more information at:
zurn.com/products/water-control/pressure-reducing-valves/500xl3



Typical Installation



Features

- **Size:** 1", 1-1/4", 1-1/2", 2", 2-1/2", 3", 4"
- **Maximum working water pressure:** 400 psi
- **Maximum working water temperature:** 140°F (60°C)
- **Reduced pressure range:** 15 psi - 75 psi
- **Factory preset:** (field set 2-1/2" & 3") 50 psi
- **Threaded connections:** (FNPT) ANSI B1.20.1
- **Copper connections:** (Female) ANSI B 16.22

Standard Compliance

- ASSE Listed 1003
- cUPC® Listed
- CSA Certified
- Meets the requirements of NSF/ANSI/CAN61 & 372

Options (suffixes can be combined)

- Standard Outlet** With single union FNPT inlet x FNPT (1" thru 2") or less union (2-1/2" & 3")
- DU** Double union FNPT x FNPT (1"-2")
- DUC** Double union copper sweat x sweat (1"-2")
- C** Single union copper sweat x FNPT (1"-2")
- F** Flanged class 150 (2-1/2"-4")
- HR** High range, outlet adjust from 60 psi to 125 psi
- Y** With lead-free bronze "Y" strainer on inlet
- FY** With ductile iron "Y" type flanged strainer, fusion epoxy coated, inside & out (2-1/2"-4")
- G** Tapped and plugged with gauge

Accessories

PART NUMBER	DESCRIPTION	USE WITH
1-500XL3BPK	1" Low Flow Bypass	Flanged
1-500XL3HRBPK	1" Low Flow Bypass, 60 - 125 psi setting	Flanged
1-500XL3DUBP	Double Union 1" Low Flow Bypass*	2-1/2"-3"
1-500XL3DUHRBP	Double Union 1" Low Flow Bypass, 60 - 125 psi setting*	2-1/2"-3"
SXL	Cast Bronze Wye Type Strainer	1"-3"
FSC	Ductile Iron Wye Type Strainer	Flanged

*Installed in parallel, fittings not included

