


One Stop Winterizing

Does scheduling irrigation blow-outs put a shiver down your spine?

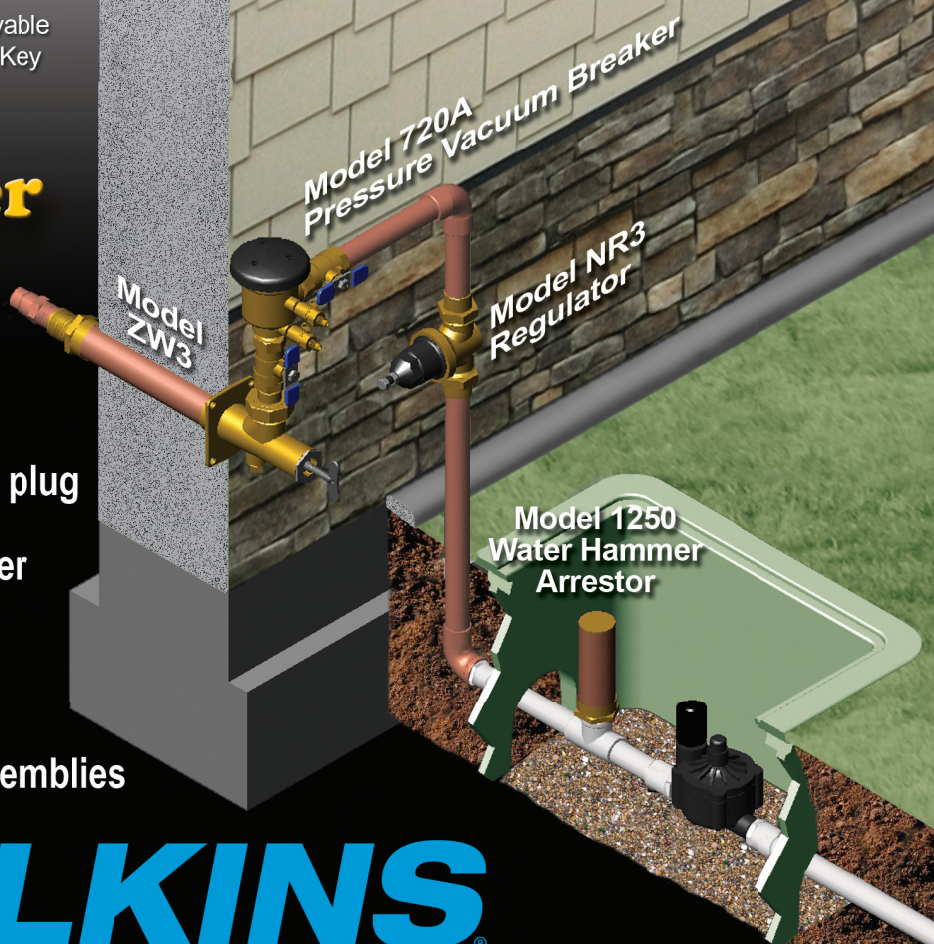
Insist that your customers use the Wilkins ZW3 Winterizer, outside the house access to an inside the house shut-off valve.

- Save Time - Winterize the sprinkler system without the owner being present
 - Add Security - No need to enter the house
 - Save Money - Vandal resistant shut-off



ZW3 Winterizer


- Best flow characteristics on the market
- One size fits 3/4" & 1" installations
- Comes standard with blow-out drain plug
- Removable key access turns off water to entire irrigation system, including backflow preventer
- Can be used with Pressure Vacuum Breakers, Double Check and RP Assemblies



WILKINS
a **ZURN** company

Customer Service Representatives available Monday-Friday 5:30 a.m. to 5:00 p.m., PT
Call 877-222-5356 or 805-226-6297 or visit us online at www.zurn.com

SPECIFICATION SUBMITTAL SHEET



FEATURES

Maximum working pressure 175 PSI
Maximum working water temp. 140° F
3/8" Vandal resistant valve hex key
Integral rectangular cover plate with mounting with mounting holes
1/2" drain and plug
Available in 8", 10" and 12" lengths to accommodate varying wall thickness.

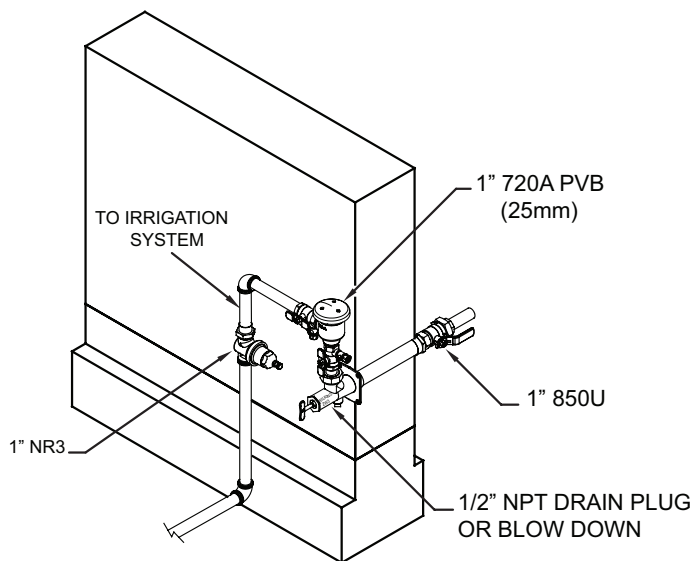
MODEL PART NO.	LENGTH	INLET	OUTLET
ZW3-8-1M	8"	3/4" FNPT X 1" MNPT	1" MNPT
ZW3-8-1F	8"	3/4" FNPT X 1" MNPT	1" FNPT
ZW3-8-1C	8"	3/4" FNPT X 1" MNPT	1" COPPER SWT.
ZW3-8-34F	8"	3/4" FNPT X 1" MNPT	3/4" FNPT
ZW3-8-34C	8"	3/4" FNPT X 1" MNPT	3/4" COPPER SWT.
ZW3-10-1M	10"	3/4" FNPT X 1" MNPT	1" MNPT
ZW3-10-1F	10"	3/4" FNPT X 1" MNPT	1" FNPT
ZW3-10-1C	10"	3/4" FNPT X 1" MNPT	1" COPPER SWT.
ZW3-10-34F	10"	3/4" FNPT X 1" MNPT	3/4" FNPT
ZW3-10-34C	10"	3/4" FNPT X 1" MNPT	3/4" COPPER SWT.
ZW3-12-1M	12"	3/4" FNPT X 1" MNPT	1" MNPT
ZW3-12-1F	12"	3/4" FNPT X 1" MNPT	1" FNPT
ZW3-12-1C	12"	3/4" FNPT X 1" MNPT	1" COPPER SWT.
ZW3-12-34F	12"	3/4" FNPT X 1" MNPT	3/4" FNPT
ZW3-12-34C	12"	3/4" FNPT X 1" MNPT	3/4" COPPER SWT.

MODEL	DIMENSIONS (approximate)		WEIGHT	
	in.	mm	lbs.	kg
ZW3-8	8	203	4.2	1.9
ZW3-10	10	254	4.5	2
ZW3-12	12	305	4.8	2.2

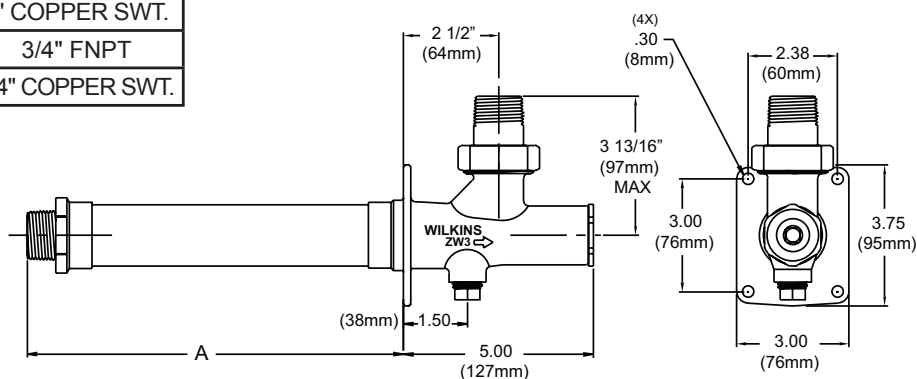
APPLICATIONS

The ZW3 is intended for any application where "Through the wall" water control is desired. Primarily intended for irrigation applications, the ZW3 valve provides outdoor access to an indoor water supply via a vandal resistant valve key. Some applications may include:

- System Winterizing
- System repairs
- System isolation



TYPICAL INSTALLATION



FLOW CHARACTERISTICS

