



Model 975XL2TCU

Reduced Pressure Principle Backflow Prevention Assembly

Application

Ideal for use where Lead-Free* valves are required. Designed for installation on potable water lines to protect against both backsiphonage and backpressure of contaminated water into the potable water supply. The Model 975XL2TCU provides protection where a potential health hazard exists. Test cocks facing upward allows easy testing when installed close to a wall.

Standards Compliance

- ASSE® Listed 1013
 - cUPC® Listed
 - CSA® Certified B64.4
 - Approved by the Foundation for Cross Connection Control and Hydraulic Research at the University of Southern California
 - Meets the requirements of NSF/ANSI/CAN 61 and 372*
- *(LESS THAN 0.25% WEIGHTED AVERAGE LEAD CONTENT)

Materials

Main valve body	Low Lead Cast Bronze ASTM B 584
Access covers	Low Lead Cast Bronze ASTM B 584
Fasteners	Stainless Steel, 300 Series
Elastomers	Silicone (FDA Approved)
	Buna Nitrile (FDA Approved)
Polymers	Noryl™
Springs	Stainless Steel, 300 series
Ball valve handles	Stainless Steel

Features

Sizes:	1/4", 3/8", 1/2"
Maximum working water pressure	175 PSI
Maximum working water temperature	180°F
Hydrostatic test pressure	350 PSI
End connections Threaded	ANSI B1.20.1

Relief Valve discharge port:

3/4" - 1"	-	0.63 sq. in.
1 1/4" - 2"	-	1.19 sq. in.



LEAD FREE



NSF/ANSI/CAN 61 & 372



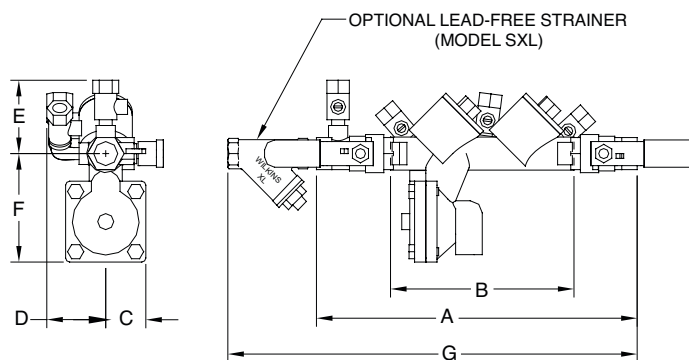
Options

(Suffixes can be combined)

- ☐ - with full port QT ball valves (standard)
- ☐ FT - with integral male 45° flare SAE test fitting
- ☐ S - with Model SXL lead free bronze "Y" type strainer (1/2" only)

Accessories

- ☐ Air gap (Model AG)
- ☐ Repair kits (rubber only)
- ☐ Thermal expansion tank (Mdl. XT)
- ☐ Soft seated check valve (Model 40XL2)
- ☐ Shock arrester (Model 1250XL)
- ☐ QT-SET Quick Test Fitting Set



Dimensions & Weights (do not include pkg.)

MODEL SIZE		DIMENSIONS (approximate)														WEIGHT	
		A		B		C		D		E		F		G		WITH BALL VALVES	
		in.	mm	in.	mm	in.	mm	in.	mm	in.	mm	in.	mm	in.	mm	lbs	kg
1/4	8	10 3/4	273	5 3/4	146	1 1/2	38	2	51	2 3/8	61	4	102	N/A	N/A	7	3.2
3/8	10	10 3/4	273	5 3/4	146	1 1/2	38	2	51	2 3/8	61	4	102	14 1/4	362	7	3.2
1/2	15	10	254	5 3/4	146	1 1/2	38	2	51	2 3/8	61	4	102	13 1/2	343	7	3.2

Zurn Water, LLC | Wilkins

1747 Commerce Way, Paso Robles, CA U.S.A. 93446 Ph. 855-663-9876, Fax 805-238-5766

In Canada | Zurn Industries Limited

7900 Goreway Drive, Unit 10, Brampton, Ontario L6T 5W6, 877-892-5216

www.zurn.com

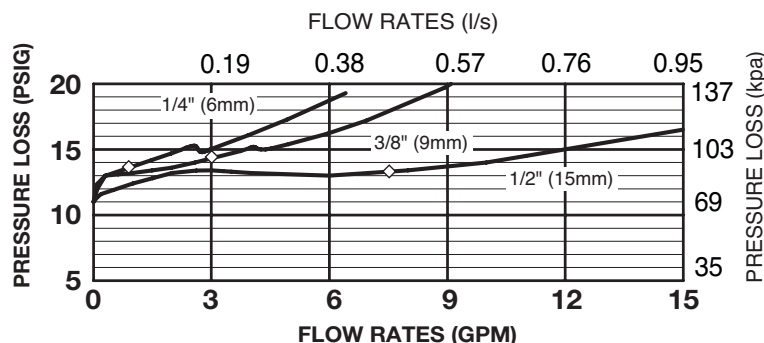
Rev. D

Date: 12/23

Document No. BF-975XL2TCU(SM)

Product No. Model 975XL2TCU(SM)

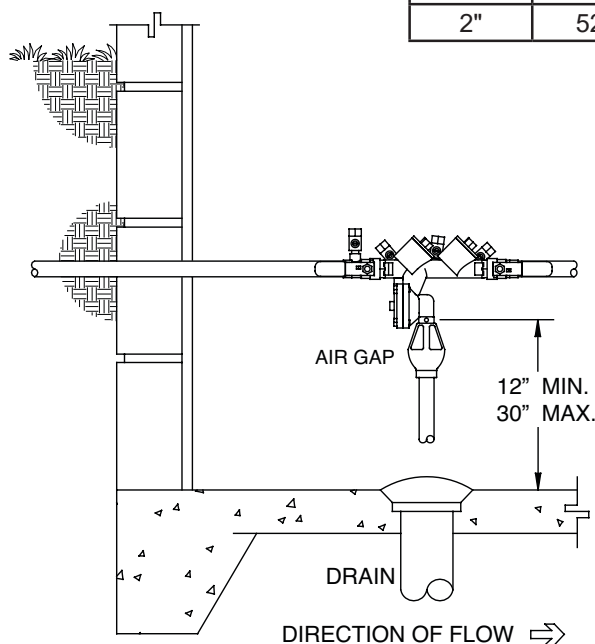
Patent zurn.com/patents

MODEL 975XL2TCU 1/4", 3/8" & 1/2" (STANDARD & METRIC)**Typical Installation**

Local codes shall govern installation requirements. To be installed in accordance with the manufacturers' instructions and the latest edition of the Uniform Plumbing Code. Unless otherwise specified, the assembly shall be mounted at a minimum of 12" (305mm) and a maximum of 30" (762mm) above adequate drains with sufficient side clearance for testing and maintenance. The installation shall be made so that no part of the unit can be submerged or where relief valve discharge could cause damage.

Capacity thru Schedule 40 Pipe

Pipe size	5 ft/sec	7.5 ft/sec	10 ft/sec	15 ft/sec
1/8"	1	1	2	3
1/4"	2	2	3	5
3/8"	3	4	6	9
1/2"	5	7	9	14
3/4"	8	12	17	25
1"	13	20	27	40
1 1/4"	23	35	47	70
1 1/2"	32	48	63	95
2"	52	78	105	167

**INDOOR INSTALLATION****Specifications**

The Reduced Pressure Principle Backflow Preventer shall be certified to NSF/ANSI/CAN 61 and 372, shall be ASSE® Listed 1013, rated to 180° F, and supplied with full port ball valves. The main body and access covers shall be low lead bronze (ASTM B 584), the seat ring and all internal polymers shall be Noryl™ and the seat disc elastomers shall be silicone. The checks shall be oriented at a 45° angle upward and accessible for maintenance without removing the relief valve or the entire device from the line. If installed indoors, the installation shall be supplied with an air gap and "Y" type strainer. The Reduced Pressure Principle Backflow Preventer shall be a ZURN WILKINS Model 975XL2TCU.