





Flo-Thru Trench Drain System New Product Quick Release Sheet

SUBJECT: Z887 NEW STYLE CATCH BASIN – 12x24


Description: 12x24 NS/CB w/ ribs & rebar clips added.



- Ribs added for a more structurally sound part.
- Able to use Z882 12" trench system on the 12" side.
- More surface area to secure part firmly into cement.



- Rebar clips molded into part.
- Part is able to use end outlets from Z886/882 systems. See QAU6 for further information.



- Catch Basin consistently manufactured.
- Able to SAWZALL upper lip off to put catch basin frames.
- Easier to install with rebar clips added