



## Model EST Electric Solenoid Timer

### Application

Designed for installation on potable water lines to shutdown system flow should the relief valve open on a Reduced Pressure Principle Backflow Assembly. The EST is designed for installation in conjunction with a ZURN WILKINS Model 375MS or 475MS RPZ with Monitor Switch feature and Model ZW206 Solenoid Control Valve with 24vac solenoid. In the event of a backflow condition with discharge from the relief valve occurring, the EST switches the solenoid on the control valve shutting down system flow. Order ZW206 normally open or normally closed depending on water condition desired during power failure. This should not be installed where water must remain on at all times. EST output can also be used to trigger high voltage alarms, warning lights, start sump pumps, etc. Ideal for use in mechanical rooms, basements and enclosures where undetected relief valve discharge could potentially cause water damage.

### Approvals


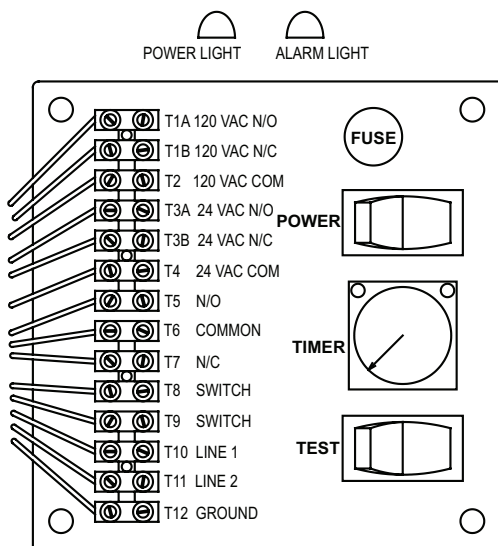
- UL® Listed (housing)
- CSA® Certified (housing)

### Materials

Main housing	Fiberglass NEMA 1,2,3,4,4x,12,13
Mounting Brackets	300 Series Stainless Steel or Aluminum

### Installation

Connect 120 VAC input to terminals T10-T12. Connect backflow monitor switch to T8 and T9. Connect T3 and T4 to solenoid shut off valve ZW106 to turn off water supply when alarm triggers. Terminals T5 - T7 can be connected to an external alarm panel. T1 and T2 can be used to power an external high voltage alarm. Housing designed for use with flexible watertight conduit.



### Features

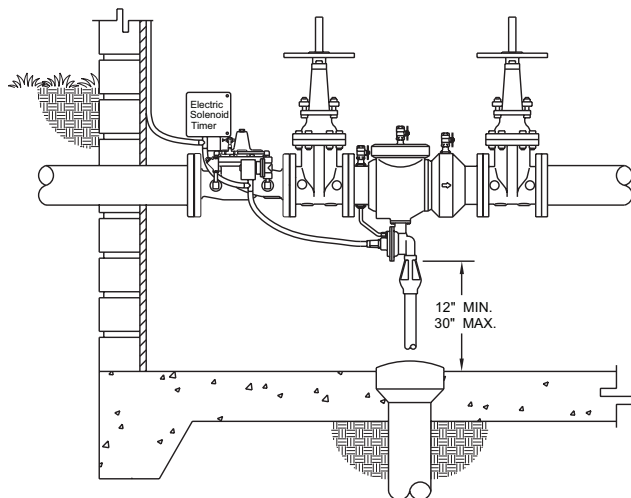
Input - 120 VAC 5A  
Relay Power - 1.1 VA @ 24VAC  
Low Voltage Power Supply - 24 VA @ 24VAC  
Contact Closure - 3A @ 120VAC  
120VAC Output - 3A  
24VAC Output - 0.7A  
External top mounted power and alarm lights  
Wall and valve mounting brackets included  
Enclosure size 7.5H x 7.5W x 5.0D

### Accessories

- ☐ ZW206 - Solenoid operated control valve (special order with 24vac solenoid)
- ☐ 375MS/475MS - Model 375 or Model 475 with Integral relief valve monitor switch

### Operation

When backflow supervisory switch is closed for the time delay, the output relay will trigger, activating alarm light and latching output relay. Turn power off and back on to reset relay. To adjust time delay turn knob on timer. Factory set at 10 seconds to avoid nuisance alarms. To test alarm or check time delay, press and hold TEST switch until red light comes on. Green light on timer should light when TEST switch is pressed.



**ZURN WILKINS MODEL 375MS  
REDUCED PRESSURE PRINCIPLE ASSEMBLY  
WITH ZW206 SOLENOID CONTROL VALVE AND EST**