

Thermal Track®

Modular Hydronic Radiant Heating System

Tomorrow's Heating Solutions Today!

- Low profile and light weight for easy installation
- Avoid the moisture, weight and mess of gypsum, cement, or concrete
- Radiant installations – big or small – can be easily scheduled with no lost concrete curing time
- Cost effective – a great value in radiant heat
- Thin, dense board with an aluminum layer means quick acceleration



Thermal Track®

The radiant system for how you build.

The hydronic radiant heating that everyone loves is now more efficient, more responsive, and compatible with standard construction practices. Ideal for new construction and remodeling alike, with its low profile, light weight and rapid response. Thermal Track delivers a genuine advance in the best heating system you can buy ... hydronic radiant heat. It can be efficiently installed by specialty Thermal Track radiant installers or by a trained general contractor.

Why it works so well ...

Non-structural Thermal Track is designed specifically for subfloor applications. Thermal Track is constructed of a dense composite board covered with aluminum that spreads the heat evenly and quickly. Thermal Track heats rapidly and is easy to control with setback thermostats for maximum energy efficiency. It contains just enough thermal mass to be effective, but not so much that it's difficult to control. No other product combines the performance, ease of installation, and cost-effectiveness.

Construction Friendly

Thermal Track is installed using conventional construction practices and commonly used tools. With a layout plan, the Thermal Track panel patterns can be systematically arranged on the subfloor. Not only are the boards light weight – they're also easy to handle, cut, and attach to the subfloor.

Cost Friendly

Thermal Track avoids joist upsizing, double plating, and hardwood nailing strips associated with gypsum-based concrete radiant heating systems. In addition, Thermal Track eliminates substantial drying costs required by moisture-laden concrete and gypsum-based cement. Time is money. Thermal Track eliminates scheduling and curing delays.

Flooring Friendly

Thermal Track provides a quality flat surface for floor covering assemblies:

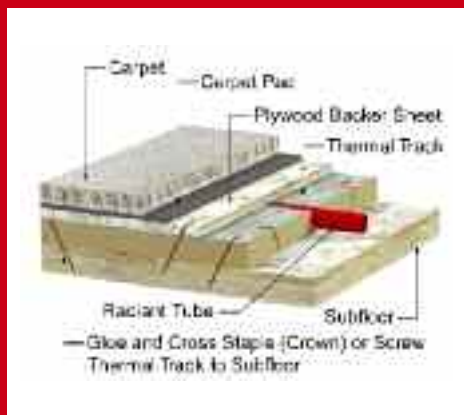
- Hardwood
- Engineered Wood
- Tile/Stone
- Carpet
- Vinyl/Resilient Flooring
- Laminate

Each of these flooring assemblies are supported by detailed drawings and instructions such as these illustrated below. Consult our application guide for greater detail.



You'll find Thermal Track® under the best warm

CARPET



ENGINEERED WOOD



TRADITIONAL WOOD



Many floorings, such as hardwoods, may be installed directly over Thermal Track®. Thermal Track



m floors.

Quick Installation

In three easy steps, Thermal Track can be efficiently installed by specialty Thermal Track radiant installers or by a trained general contractor.

Thermal Track is cut to size, glued, then either screwed or pneumatically stapled to a standard subfloor in a pattern to accommodate the Zurn PEX tubing layout needed for that specific space to fulfill the room's heating requirements.

The three easily understood board shapes are usually assembled with very little cutting to form the groove layout for the 3/8" Zurn PEX tubing. When cutting is required, you can use conventional circular saws, radial arm saws, or table saws.

Finished flooring goods may then be easily installed over Thermal Track, with reference to our installation manual. Download other tips and considerations from our website. Submittal services are available.



Planet Friendly

Thermal Track employs fully recyclable wood and a recyclable aluminum alloy. It is made of recovered and recycled materials.

Testing by Environmental Analysis, Inc. has revealed no measurable outgassing.

EAI Project #0107-090.

www.zurn.com

LAMINATE



TILE



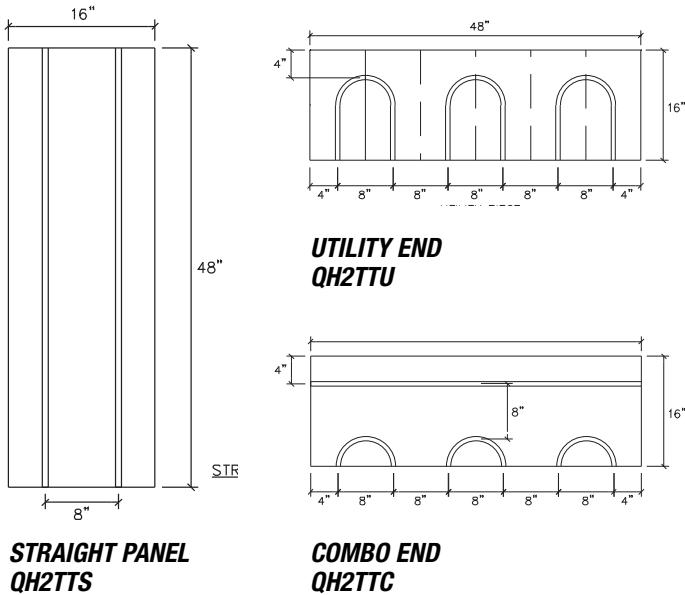
VINYL



Thermal Track® saves on work, materials, time, and money when compared with other thermal mass options.

Thermal Track®

Specifications



Dimensions:

Each panel is 16" x 48" x 5/8" thick

Square Footage:

5.333 sq. ft. per panel

Weight:

Approximately 2.5 pounds per sq. ft., 13.3 pounds per panel

Pallet Size:

4' x 4' x 24" tall (99 Thermal Track panels per pallet; 528 sq. ft.)

Approximate Pallet Weight:

1280 pounds

Approximate Truckload:

16,885.44 sq. ft., or 33 pallets, or 42,240 lbs.

Pallet Appearance:

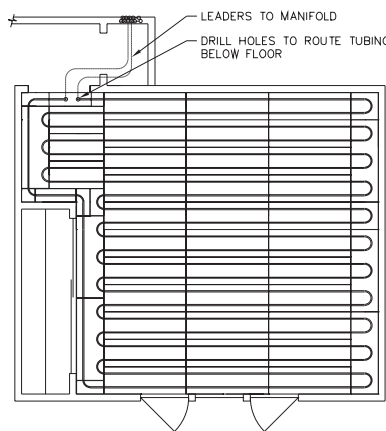
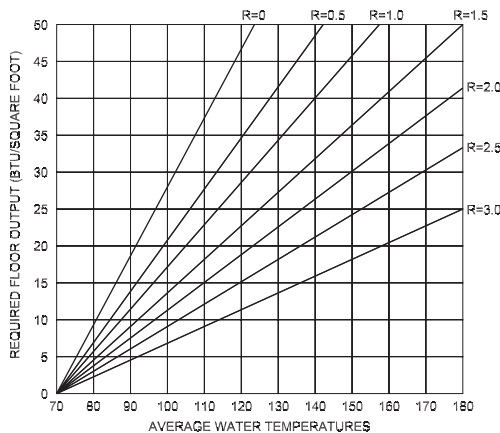
Shrink-wrapped, corner protected, color-coded corners by part number

Recommended Product Mix:

Straight, 70%; Combo End, 15%; Utility End, 15%

Allow 10% extra for waste.

Design and Submittal Layout Services



Thermal Track panel layout services are available from your Thermal Track distributor. These submittal services provide CAD drawings of the proper panel combinations to accept the Zurn PEX radiant tubing. Plans must be submitted electronically.

Layout technicians will require client flooring goods selections, including hardwood orientation for each room, as well as manifold location preference. Separate heat loss and complete system design services available.



ZURN PEX, INC.

RADIANT HEATING SYSTEMS · HIGHWAY 11 EAST, COMMERCE, TX 75428

PHONE: 855-ONE-ZURN (855-663-9876) FAX: 1-800-209-2148 www.zurn.com

Panel Schedule	
Type	Quantity
Straight	36
Utility	3
Combo	4

Form No. ZMKTG370-26, Rev. 7/12